

# DEGREES



Dr. Alfred Rankins, Jr.

#

h<sup>a</sup> xE:Åµ±"

\zEµä;oyóšµÀE'ku:µšó«Å  
kE+Åµ' ää±käs±



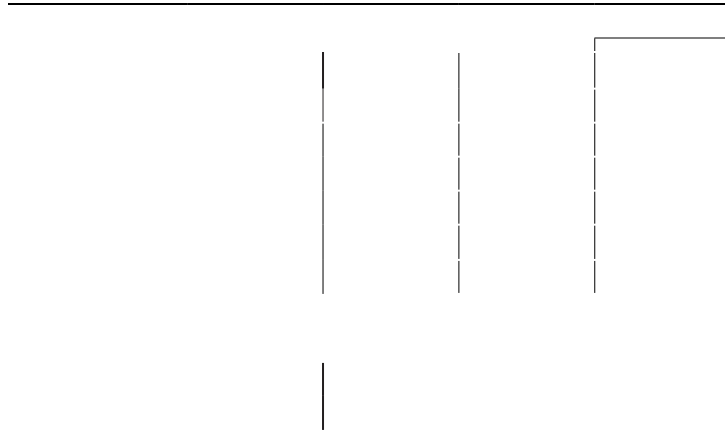
## Table of Contents

AY 2020 - AY 2023 DEGREES AWARDED AND TOP-TEN DEGREES .....	1
IHL System .....	2
Alcorn State University .....	3
Delta State University .....	4
Jackson State University .....	5
Mississippi State University .....	6
Mississippi State University - Meridian .....	7

**AY 2020 - AY 2023**  
**Degrees Awarded and Top-Ten Degrees**

# IHL System

---



# Alcorn State University

---

## Total Degrees Awarded

	AY 2020	AY 2021	AY 2022	AY 2023
Associate's	18	22	23	22
Bachelor's	520	565	608	476
Master's	94	102	141	146
Specialist	1	0	1	0
Doctoral	0	4	7	4
<b>Total</b>	<b>633</b>	<b>693</b>	<b>780</b>	<b>648</b>

## AY 2023 Degrees Awarded by Ethnicity and Gender

	White	Black	Other	Male	Female
Associate's	5	17	0	0	22
Bachelor's	17	447	12	151	325
Master's	7	137	2	28	118
Specialist	0	0	0	0	0
Doctoral	1	3	0	0	4
<b>Total</b>	<b>30</b>	<b>604</b>	<b>14</b>	<b>179</b>	<b>469</b>

## Top Ten Bachelor's Degrees


### CIP Degree Program

Biology/Biological Sciences, General - 260101

**AY 2023  
Degrees**










# Mississippi State University - Meridian

---





# Mississippi Valley State University

## Total Degrees Awarded

	AY2020	AY2021	AY2022	AY2023
Bachelor's	246	286	212	238
Master's	81	92	99	90
Total	327	378	311	328

## AY 2023 Degrees Awarded by Ethnicity and Gender

	White	Black	Other	Male	Female
Bachelor's	1	231	6	91	147
Master's	3	86	1	22	68
Total	4	317	7	113	215

## Top Ten Bachelor's Degrees

### **CIP Degree Program**

Liberal Arts and Sciences/Liberal Studies - 240101	33
Biology/Biological Sciences, General - 260101	28
Business Administration and Management, General - 520201	24
Social Work - 440701	20
Secondary Education and Teaching - 131205	16
Criminal Justice/Safety Studies - 430104	15
Kindergarten/PreSchool Education and Teaching - 131209	13
Music, General - 500901	13
Public Relations/Image Management - 090902	12
Elementary Education and Teaching - 131202	11

**AY 2023  
Degrees**

## Top Ten Master's Degrees


### **CIP Degree Program**

Teacher Education, Multiple Levels - 131206	42
Business Administration and Management, General - 520201	15
Sport and Fitness Administration/Management - 310504	11
Criminal Justice/Law Enforcement Administration - 430103	8
Social Work - 440701	7
Advertising - 090903	2
Environmental Health - 512202	2
Bioinformatics - 261103	2
Public Administration - 440401	1

**AY 2023  
Degrees**









# University of Southern Mississippi - Gulf Park

## Total Degrees Awarded

	AY2020	AY2021	AY2022	AY2023
Bachelor's	0	1	0	8
Master's	325	312	226	201
Doctoral - Res.	41	29	20	41
	22	16	25	18
<b>Total</b>	<b>388</b>	<b>358</b>	<b>271</b>	<b>268</b>

## AY 2023 Degrees Awarded by Ethnicity and Gender

	White	Black	Other	Male	Female
Bachelor's	5	0	3	6	2
Master's	150	19	32	58	143
Doctoral - Res.	24	8	9	11	30
	13	5	0	6	12
<b>Total</b>	<b>192</b>	<b>32</b>	<b>44</b>	<b>81</b>	<b>187</b>

## Top Ten Bachelor's Degrees

### **CIP Degree Program**

	AY 2023 Degrees
Psychology, General - 420101	33
Elementary Education and Teaching - 131202	29
English Language and Literature, General - 230101	13
Marine Biology and Biological Oceanography - 261302	13
Computer and Information Sciences, General - 110101	12
Business Administration and Management, General - 520201	11
History, General - 540101	11
Accounting - 520301	9
Criminal Justice/Safety Studies - 430104	8
Biology/Biological Sciences, General - 260101	8

## Top Ten Master's Degrees

### **CIP Degree Program**

	AY 2023 Degrees
Social Work - 440701	24
Marine Biology and Biological Oceanography - 261302	10
Business Administration and Management, General - 520201	6
Political Science and Government, General - 451001	1

**AY 2023**  
**STEM Degrees Awarded and Top-Ten Degrees**

**Note:**

Customs Enforcement *STEM Designated Degree Program List* (2020).

# IHL System STEM Degree Production

## AY 2023 STEM Degrees Awarded by Institution

		Bachelor's	Master's	Doctoral	Total
ASU	0	147	34	0	181
DSU	12	60	3	0	75
JSU	5	219	18	10	252
MSU	0	1,683	369	108	2,160
MUW	0	15	0	0	15
MVSU	0	65	4	0	69
UM	0	842	198	64	1,104
UMMC	6	6	82	16	110
USM	25	445	100	31	601
<b>Total</b>	<b>48</b>				

## AY 2023 Degrees Awarded by Ethnicity and Gender

	White	Black	Other	Male	Female
	27	13	8	27	21
Bachelor's	2,254	736	492	1,839	1,643
Master's	356	96	356	449	359
Doctoral - Res.	76	18	135	129	100
<b>Total</b>	<b>2,713</b>	<b>863</b>	<b>991</b>	<b>2,444</b>	<b>2,123</b>

**August 2023**  
**Academic Program Summary**

The academic degrees and their descriptions are listed below:

AS	Associate in Science
ASN	Associate in Science in Nursing
AuD	Doctor of Audiology
BA	Bachelor of Arts
BAccy	Bachelor of Accountancy
BAEd	Bachelor of Arts in Education
BAJ	Bachelor of Arts in Journalism
BArch	Bachelor of Architecture
BAS	Bachelor of Applied Science
BASRA	Bachelor of Arts in Sport & Recreation Administration
BAT	Bachelor of Applied Technology
BBA	Bachelor of Business Administration
BCA	Bachelor of Commercial Aviation
BE	Bachelor of Engineering
BFA	Bachelor of Fine Arts
BIS	Bachelor of Interdisciplinary Studies
BLA	Bachelor of Landscape Architecture
BLS	Bachelor of Liberal Studies
BM	Bachelor of Music

## Academic Programs Summary

Degree Level	ASU	DSU	JSU	MSU	MUW	MVSU	UM	UMMC	USM	Total
Certificate	1	6	13	29	1	1	13	19	36	119
Associate's	1	0	0	0	1	0	0	0	0	2
Bachelor's	29	39	47	88	35	23	89	8	81	439
Master's	13	15	35	69	9	9	51	11	55	267
Specialist	1	5	1	1	0	0	3	0	1	12
Doctoral - Professional	0	1	0	1	1	0	2	3	0	8
Doctoral - Research	1	1	13	37	0	0	24	15	22	113
<b>Total:</b>	<b>46</b>	<b>67</b>	<b>109</b>	<b>225</b>	<b>47</b>	<b>33</b>	<b>182</b>	<b>56</b>	<b>195</b>	<b>960</b>

## Academic Programs Summary by CIP

Degree Level	AASU	DSU	JSU	MSU	MUW	MVSU	UM	UMMC	USM	Total
Certificate	1	5	13	25	1	1	12	19	27	104
Associate's	1	0	0	0	1	0	0	0	0	2
Bachelor's	29	34	44	80	26	22	79	8	75	397
Master's	13	15	34	64	9	9	45	10	53	252
Specialist	1	5	1	1	0	0	3	0	1	12
Doctoral - Professional	0	1	0	1	1	0	2	3	0	8
Doctoral - Research	1	1	13	37	0	0	22	15	20	109
<b>Total:</b>	<b>46</b>	<b>61</b>	<b>105</b>	<b>208</b>	<b>38</b>	<b>32</b>	<b>163</b>	<b>55</b>	<b>176</b>	<b>884</b>

For a listing of active degree programs by institution see: [http://www.mississippi.edu/research/downloads/api\\_admin.xlsx](http://www.mississippi.edu/research/downloads/api_admin.xlsx)

Note: Academic Programs Summary contains more degrees because it counts each degree separately. Academic Programs Summary by CIP contains fewer degrees because it groups each degree by level. For instance, a B.S. and a B.A. are counted as two separate bachelor's degrees in Academic Programs Summary, but are only counted as one bachelor's degree in Academic Programs Summary by CIP. Similarly, a Ph.D. and a Ed.D. are counted as two separate doctoral degrees in Academic Programs Summary, but are only counted as one doctoral degree in Academic Programs Summary by CIP.